

Narragansett Council Scouting America

Presents

Adventure at the Fort 2025



October 10th – 12th

Fort Adams State Park

Newport, RI

Unit Leader's Guide

This page intentionally blank.

Donors and Sponsors	2
Overview.....	2
Adventure at the Fort 2025 Planning Committee	3
Event Schedule	3
Health and Safety	4
Adult Leadership.....	4
Code of Conduct.....	4
Smoking / Vaping	4
Drugs and Alcohol	4
Fire Prevention	4
Medical Services	5
First Aid	5
Campsite Health and Safety	6
Lost Camper	6
Water	6
Gray Wastewater	6
Garbage and Recycling	6
Latrines.....	7
Encampment Basics.....	7
What to Bring.....	7
Unit Check-In / Equipment Unloading	7
Campsite Plan	7
Parking	8
Unit Check-Out / Equipment Loading	8
Electricity	8
Commissioner Café	8
Day Visitors	8
Areas Off Limit.....	9
Food Trucks.....	9
Apps at the Fort.....	9
Adventure at the Fort Leader Orientation	9
Activity Highlights	9
Sharing Your Fun	10
Appendix.....	11
Overview Map.....	11
Parking Map	12
Traffic Flow Map	13
Campsite Locations	14
Model Campsite.....	15
Model Campsite — Shared	16

Donors and Sponsors

The Adventure at the Fort Planning Committee would like to thank the following for their contribution to the success of this years' event.

Thanks to **Enbridge Inc.** for their generous support as the title sponsor of Adventure at The Fort



RI Department of Environmental Management

U.S. Coast Guard

Rhode Island Medical Reserve Corp.

Rhode Island Football Club

Mia Wang Studio

Somerset Creamery



Overview

The Narragansett Council is excited to bring Scouts and families together for a weekend of fun and adventure. Join thousands of Scouts from across New England for an event like no other!

Troops can stay for the weekend in a one-of-a-kind 19th century fort on the shore of Narragansett Bay or join us for the day on Saturday. Cub Scouts and their families are welcome for the day on Saturday.

The programs will be non-stop, highlighting unique Scout activities and opportunities you will only find at the 2025 Adventure at The Fort. Then join us Saturday night for a stage show celebrating the fun and fellowship of Scouting.

Adventure at the Fort 2025 Planning Committee

General Chair	Adrien Mercure
Jamboree Chief	Paul Schofield
Program Chair – Scouts BSA	Rick Gariepy
Program Co-Chairs – Older Scouts	April & Jason Oliveira
Program Chair – Cub Scouts	Jan Zukowski
Program Chair – Saturday Night Show	Patrick Dalton
Program Chair – Exhibits	Mike Hogan
Participation Chair	Rob Coates
Logistics Chair	Matt Lang
Health & Safety Chair	John Potvin
Staff Advisor	Joram Northup

Event Schedule

(This is a tentative schedule, a finalized schedule will be provided during check-in.)

Friday 10 October 2025

- 3:00 p.m. Troop/Crew Check-In opens for units camping overnight
- 9:00 p.m. SPL & SM Cracker Barrel
- 11:00 p.m. Light's Out

Saturday 11 October 2025

- 9:00 a.m. Cub Scout Check-In and Troop Day Pass Check-In opens
- 9:00 a.m. Activity areas open
- 5:00 p.m. Activity areas close
- 6:15 p.m. Religious services
- 7:00 p.m. Saturday Night Show
- 9:00 p.m. SPL & SM Cracker Barrel
- 11:00 p.m. Light's Out

Sunday 12 October 2025

- 7:00 a.m. Troop/Crew Check-Out / Campsite inspections start
- 11:00 a.m. All units departed

Health and Safety

Adult Leadership

Each unit must always have two deep leadership on the grounds of the fort. These leaders are responsible for the proper conduct of their unit. If linked troops are in attendance, each unit must have its own two-deep leadership. For troops for girls at least one registered female must be over the age of 21. Unit leaders should attend the Saturday Evening Show with their unit.

It is mandatory that all adult leaders staying overnight be registered with Scouting America and must have completed Safeguarding Youth training or still have a valid Youth Protection Training at the time of the event. Unregistered adults are not permitted to stay overnight.

Code of Conduct

As Scouts and Scouters, we prescribe to the Scout Oath and Law. These should be our guiding principles throughout the weekend. Adult leaders are responsible for the supervision of their unit at all times.

Smoking / Vaping

Cigarette or cigar smoking or vaping by Scouts is prohibited. Adults who wish to smoke are required to do so in the parking lot or along the boardwalk at the harbor's edge. Smoking or vaping is not permitted in tents or any building. For those adults who smoke, please make sure to dispose of your butts appropriately.

Drugs and Alcohol

No alcoholic beverages, illicit drugs or other controlled substances are allowed. Even though legalized in Rhode Island, this includes marijuana use by adults and youth.

Fire Prevention

No open fires, such as ground campfires, candles, torches, and any open flames, will be permitted in the camping area. The only authorized cooking fuels will be propane and liquid fuel stoves. Charcoal will not be permitted because of issues with disposal of coals.

Each troop will need a fire prevention plan and a fire guard responsible for enforcing and carrying out the Plan. The fire guard, consisting of the senior patrol leader as chief and a "fire warden" from each patrol, will have to ensure the following rules are followed:

- Regularly check stoves to ensure that they are turned off.
- Instruct troop members on what to do in case of a fire.
- Generators, portable heaters (electric or fuel powered) are not permitted in campsites.
- Ensure each cooking area has a class A, B, C dry chemical fire extinguisher next to it.

As propane and white gas stoves are being used for cooking in the campsites, extreme care must be taken to prevent injury. Troop leaders must know how to operate stoves properly. All propane connections will be checked by a designated Scoutmaster or assistant Scoutmaster for each troop using soap and water furnished by the troop.

No liquid or compressed-fuel lanterns are permitted inside tents.

Medical Services

There will be an on-site medical aid station located near the east gate of Fort Adams staffed by medical personnel.

If you see an emergency or need emergency care, contact the closest Adventure at the Fort staff member. They will contact the health and safety team.

It is also very important that Scouts and Scouters observe a very strict standard of personal hygiene, washing their hands before eating and after every bathroom break at a minimum.

First Aid

While there will be a first aid station, each unit is expected to bring an adequate first aid kit as part of their equipment. All incidents, accidents, or other health problems must be reported to the Jamboree Headquarters.

Foot Care

Adventure at the Fort can be a miserable experience for anyone with sore, injured, or wet feet. Here are some ways that leaders can help prevent the occurrence of foot problems:

1. Make sure that everyone has proper footwear. New shoes that are not broken in; shoes that fit too tightly or have wrinkled linings; and socks that are too tight, wrinkled, have holes, or are unclean should not be worn.
2. Scouts should check their feet and seek treatment for blisters and hot spots.
3. Teach your Scouts to always wear shoes, except when they are in their tents. A foot injury can ruin their experience.

Sunburn

October isn't considered prime time for sunburns, but Scouts should wear headgear and use sunscreen with a sun protection factor rating of 15 or more on the face, ears, nose, knees, and back of knees. Apply sunscreen three times a day.

Ticks and Mosquitoes

Ticks can still be an issue if we haven't had a hard frost yet. Ticks frequently imbed themselves in hair or around the belt line or ankles; they are visible, crablike insects. A regular daily examination for ticks on the body is required for all participants, even after they return home.

While the risk of mosquitoes this time of year is similar, units and staff are encouraged to use insect repellent, especially if it is unusually warm, to reduce the risk of contracting EEE or West Nile Virus.

Liquid Intake – Dehydration Prevention

It is possible to have warm dry weather, and it is important that the Scouts and adults stay well hydrated. Everyone should carry a water bottle in their day pack and be sure to keep it filled.

Campsite Health and Safety

Troop adult and youth leaders are expected to inspect their campsite areas daily to maintain high standards of camping and safety. Safety officers and Adventure at the Fort staff will conduct their own daily inspections of campsite areas and can be of assistance to leaders in maintaining a safe campsite.

Lost Camper

All Scouts should follow the buddy system during their stay at the Fort. In the event a Scout is missing from their campsite, the unit leader should report to the jamboree headquarters with information on the Scout's name, and last seen location. A broadcast will be made notifying all units of the lost camper and a site-by-site search will be conducted. Adventure at the Fort staff will notify local authorities as appropriate.

Water

There are a limited number of potable water distributions points at the fort. (See the campsite location map in the appendix for locations.) You will need water jugs to get the water to your camp site. Please conserve. Water distribution points are not to be used as a point to stand and clean dishes. Units may also opt to bring in filled jugs of water to start the weekend.

It is recommended that all participants carry filled water bottles with them to stay hydrated.

Gray Wastewater

There will be two gray water camels stationed near the portable latrines at the north and south ends of the Parade Field. These are for the disposal of your unit's dishwater.

Garbage and Recycling

A dumpster is provided in the alley way on the east side of the fort. Units are to provide their own trash bags. You are requested to compact the garbage as much as possible. Recycling is not available, but units are welcome to do so on their own.

Latrines

Portable latrines will be available at the north and south ends of the Parade Field as well as in the Interior Ditch on the southside of the fort, and the northeast corner outside the fort proper. The latrines will be pumped during the course of the day on Saturday.

Encampment Basics

What to Bring

For those units that are camping on site, space will be tight, so bring only what you need for a weekend campout. There are no tables and chairs provided at the campsites, only a patch of grass.

While food trucks will be available for lunch on Saturday, units are required to cook their own meals for breakfast on Saturday and Sunday as well as dinner on Saturday. With the food trucks present, cooking or preparing lunch on Saturday is optional. Please bring camp stoves for food preparation as open fire are not allowed.

Unit Check-In / Equipment Unloading

Units camping at Fort Adams will be able to begin checking-in at 3:00 pm on Friday. Units may receive their campsite assignments a week in advance. See the campsite layout map in the appendix. In the event that units do not receive them in advance, then they will be provided when checking-in.

As you arrive at the fort, staff will direct you to the appropriate spot. Unit trailers will be unloading separate from vehicles just dropping off Scouts. See the traffic flow map in the appendix. Staff will be available to direct you to as well as help ferry gear to your campsite as vehicles are not allowed inside the fort. When drop off is complete, vehicles need to be moved out and parked in designated areas. No vehicles are allowed to park in the drop off zones or adjacent areas at any time.

Campsite Plan

Troops and Crews will camp inside Fort Adams on the Parade Field, in the SE/SW Interior Ditch, or in the SE/SW Exterior Ditch. A standard unit campsite is approximately 30ft x 60ft. This campsite can hold approximately 8 or 9 tents and one large or two smaller popup canopies with a center pathway. See the Model Campsite Diagram in the appendix for details.

Scoutmasters are responsible to see that the tents their unit brings will accommodate all their Scouts and Scouters, and can be adequately situated within the campsite footprint, without encroaching on the neighboring unit's site.

In order to maximize the number of Scouts to have the experience of camping inside Fort Adams, we are strongly encouraging no more than four adults per unit to be

camping in the site. There is an overflow camping area provided should a unit desire to have more than four leaders camping over the weekend.

Every attempt will be made to get units their own campsite based on the number of registered Scouts and Scouters. However small units will be assigned to share a site with another small unit. In such an instance, campsites should be split left and right, not front and back, as access for most sites is only from the front.

Parking

Parking at Fort Adams will be at a premium for the weekend as the park will remain open to the public. The parking lot closest to the fort needs to remain available for the public and day visitors to the event. All unit trailers and vehicles for those staying overnight need to be moved to the lot at the entrance to the state park. Overflow parking will be accommodated on the practice rugby field. See the parking map in the appendix.

Parking is prohibited at Sail Newport, Rhode Island Public Sailing Center, and within the Naval housing complex.

Unit Check-Out / Equipment Loading

Units are required to police and clean up their campsite prior to checking out. Check out will begin at 7:00 am on Sunday. When you believe you have a clean campsite, find a staff member to do an inspection.

Units with trailers may bring them around to the field outside the north gate no earlier than 7:00 am. Staff will be available to help shuttle gear from your campsite to your trailer once your campsite has passed inspection.

Final information regarding the check-out process will be provided at the Saturday night SPL & SM cracker barrel.

Electricity

There are a limited number of electrical outlets in the camping areas. They should be used for powering medical devices, such as CPAP machines. All attempts will be made to accommodate requests for those with CPAP machines but is not guaranteed. Extension cords will not be provided. Those who have battery powered units are encouraged to utilize them.

Commissioner Café

Located in the space to the right of the North Gate, the Commissioner Café is for unit leaders to gather and relax and grab some coffee. Enjoy the camaraderie of your fellow Scouters and meet the commissioner staff.

Day Visitors

Troops and older Scouts who are unable to partake in the limited camping are encouraged to attend for the day on Saturday and stay for the nighttime show.

Cub Scouts, from Lions to Arrow of Light, are welcome to attend with their pack and/or family for the day on Saturday. Webelos and Arrow of Light are invited to remain for the Saturday Night Show.

Fort Adams State Park will be open to the general public during the duration of the event. Remember, we are all representatives of the Scouting movement. Be polite, smile, and live the Scout Oath and Law.

Areas Off Limit

Certain areas of Fort Adams will be off limits. Signs and fencing will be in place indicating such. In addition, the areas are identified on the Overview Map and Campsite Layout map (see the appendix). Areas specifically to avoid are climbing on and in the southern counterscarps as well as the rocks along the water edge north of the fort.

Food Trucks

Food trucks will be available on the day Saturday starting around 11:00 am and continuing until about 5:00 pm.

Apps at the Fort

To help navigate around the Fort we will be utilizing what3words app. This app grids everything off into a 10ft grid each square is assigned three words. Enter the three words into the app and it will help navigate you through any of the common mapping apps—Waze, Google Maps, Apple, Maps, etc. A list will be provided at check-in for key locations.

Adventure at the Fort Leader Orientation

There will be a virtual meeting for unit leaders two weeks or so before the date of the event. This meeting is to go review the check-in procedures and address questions you may have. Leaders will be sent a link to the meeting in advance.

Activity Highlights

We are working collaboratively with various organizations, businesses, agencies, and Scouting groups to organize a diverse and engaging program. Please note that the following summary is a work in progress. A complete listing will be provided closer to the actual date.

Team building events
Reenactment groups
Live entertainment
Inflatable shooting sports for Cubs
Tunnel tours

Escape room
Axe throwing
Coast Guard mock water rescue
Tours of the Oliver Hazard Perry
Saturday Night Show

Order of the Arrow: Tulpe Lodge
PRESENTS: The Turtle Trek Carnival!
Hot off the heels of last autumn's inaugural Turtle Trek at Camp Norse, Tulpe Lodge is bringing Turtle Trek to Adventure at the Fort! We are aiming to make this as faithful of a carnival experience as possible featuring versions of your favorite carnival games, arcade games and more. We will also have our lodge trading post, branding, screen printing and more available. All are welcome to stop by our station and we're sure you won't want to miss it!



There will be some field competitions (ultimate frisbee, capture the flag, and others) that will be run by the unit leadership. Signups and further information on these activities will be provided during the Friday evening SM-SPL cracker barrel.

Sharing Your Fun

Want to share your fun with others, upload your cool photos taken at the Fort for potential inclusion in the slideshow during the Saturday night show. Photos, videos, and more can be uploaded to <https://app.kululu.com/Fort25> or via the QR code below.

As always, remember to tag the council in your social media posts:

Instagram: @narragansett_scouts

Facebook: Narragansett Council, Scouting America



Appendix

Overview Map



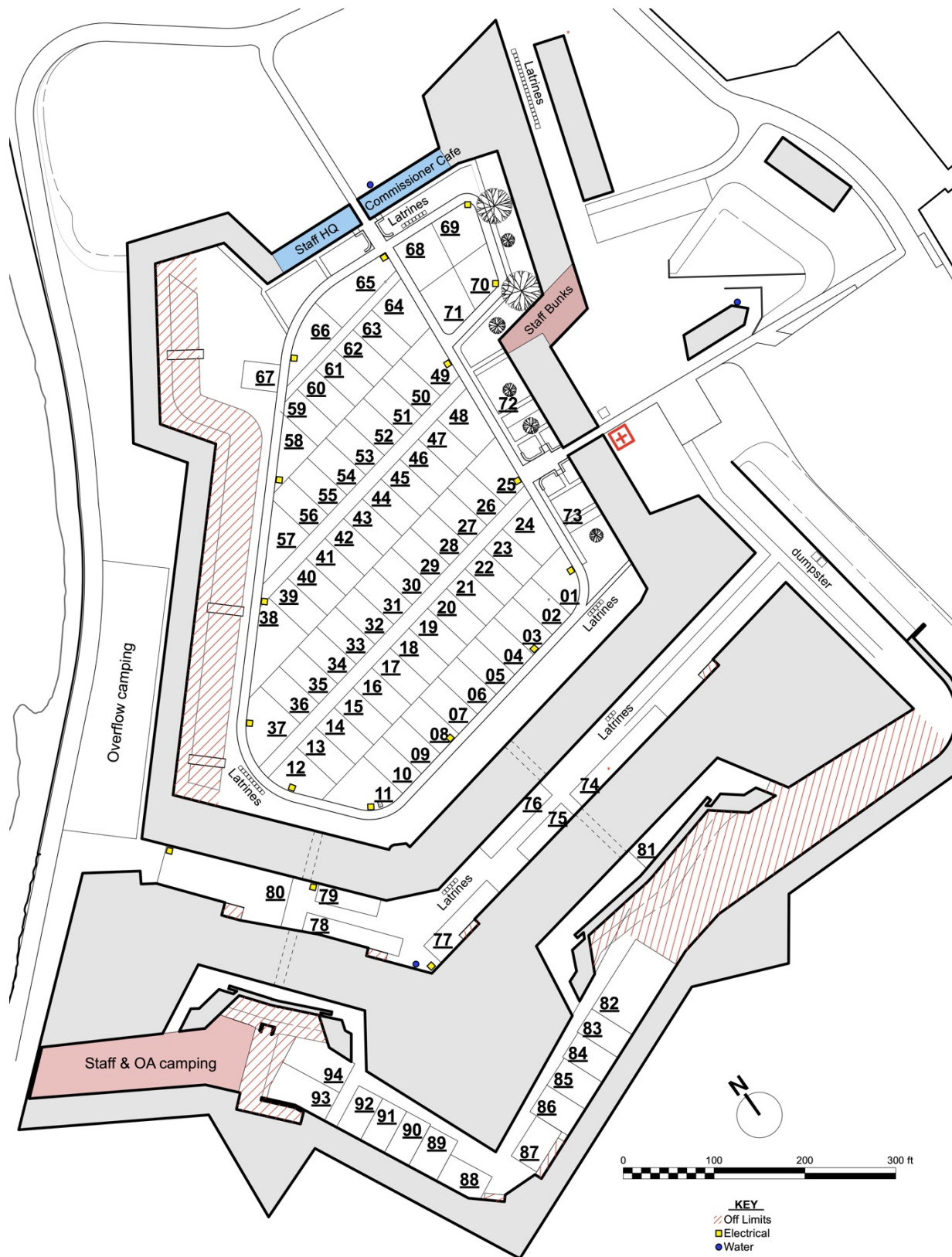
Parking Map



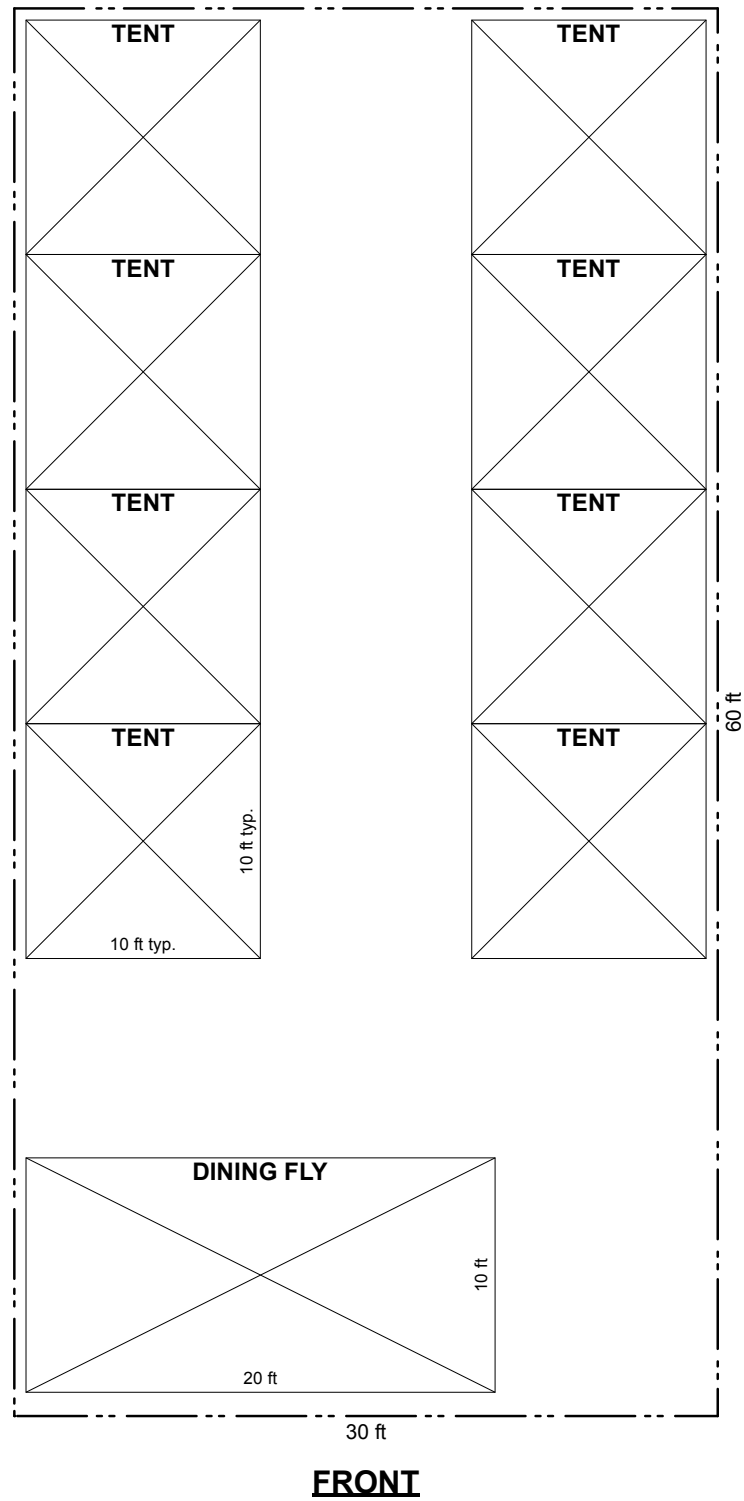
Traffic Flow Map



Campsite Locations

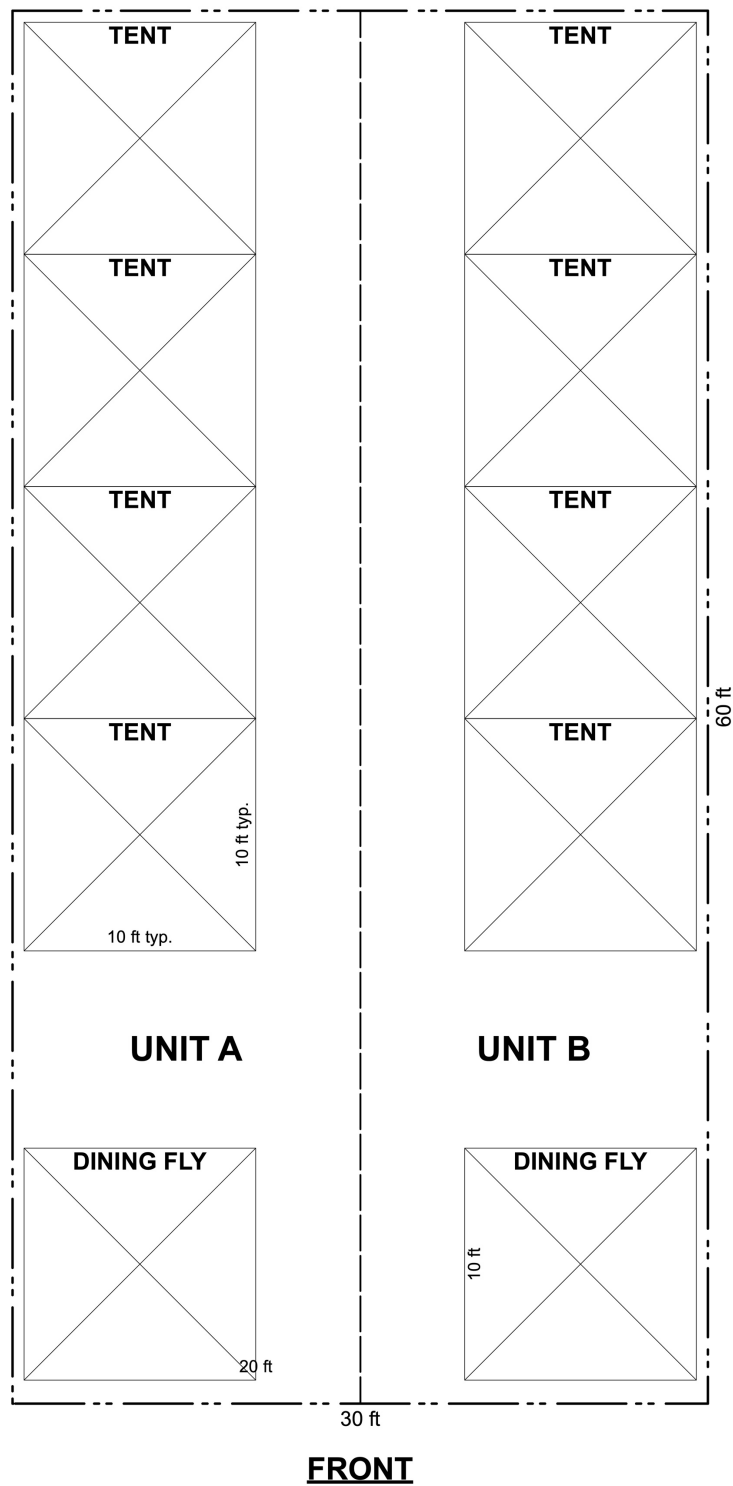


Accommodates 24-32 people



Model Campsite — Shared

Accommodates 2 units of 12-16 people



#ADVENTUREON!

Scouting  **America**™